

# Central Consolidated School District

## Budget Hearing SY 19-20

Presented by Director of Finance Kyle Archibeque

# Agenda Items

- Student Enrollment (Student Membership)
- Operational Funding
  - Free Textbook Appropriation
- Program Cost
  - Program Units
  - Unit Value
- State Equalization Guarantee
- Impact Aid
- Grant Funding Sources
- Legislative Changes to New Mexico Education
  - Salary Increases

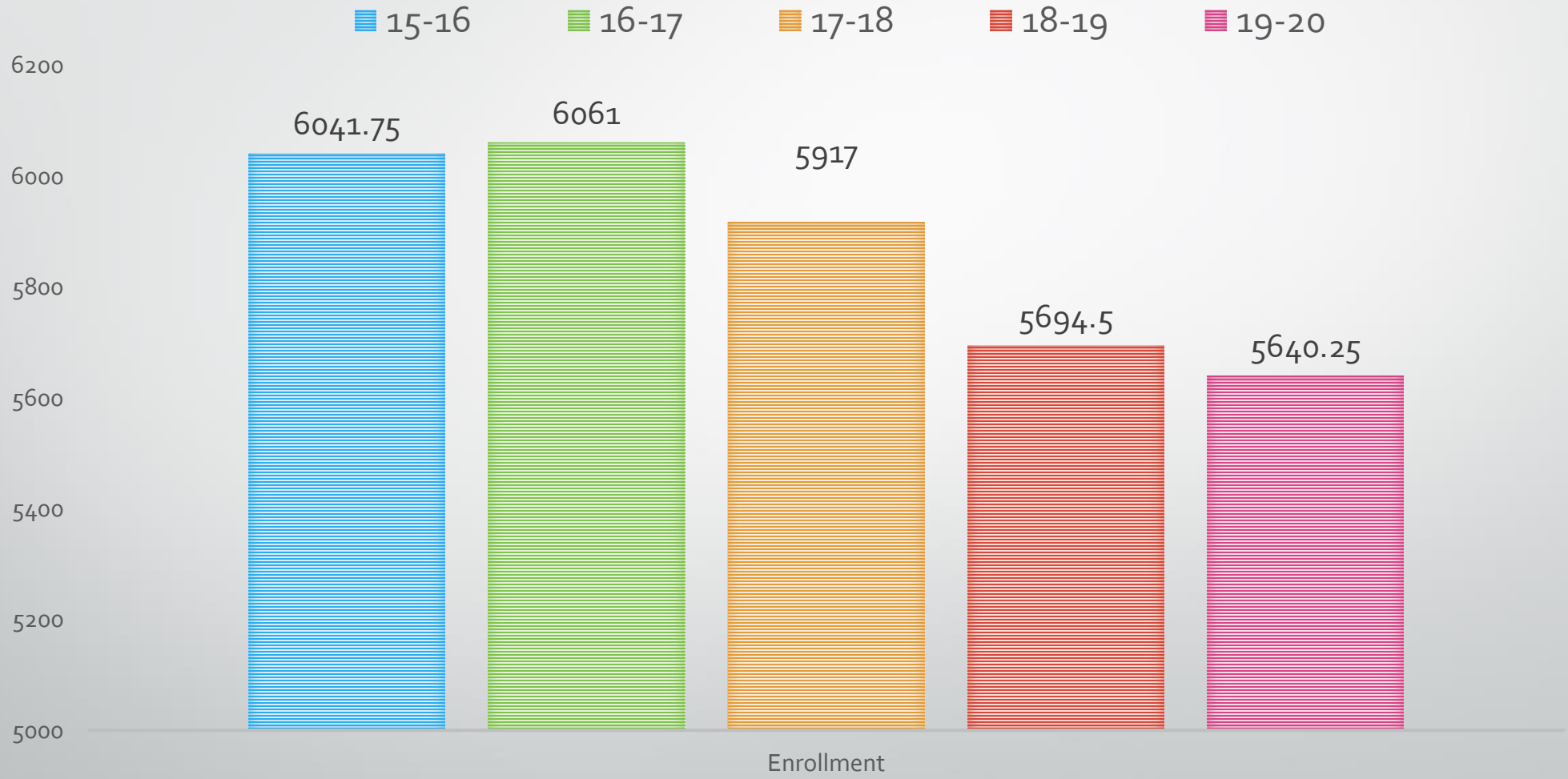


# Student Enrollment for School Year 19-20



- Student Enrollment is taken on the 40<sup>th</sup>, 80<sup>th</sup> and 120<sup>th</sup> day of school.
- The State takes the average of the 80<sup>th</sup> and 120<sup>th</sup> day enrollment count from the previous year to estimate the enrollment for the following school year.
- Our estimated student enrollment for 19-20 is **5640**
- This is down **54** from previous year.

# CCSD Student Enrollment Trends




# OPERATIONAL FUNDING

- **WHERE DOES THE MONEY COME FROM?**
- Nearly all state-level school district operational funds are distributed through the **Public School Fund**.
- Revenues are derived from the following sources:
  - General Fund
  - Current School Fund
  - Federal Mineral Leasing Revenue
    - The **Free Textbook** appropriation is made from **Federal Mineral Leasing** revenue

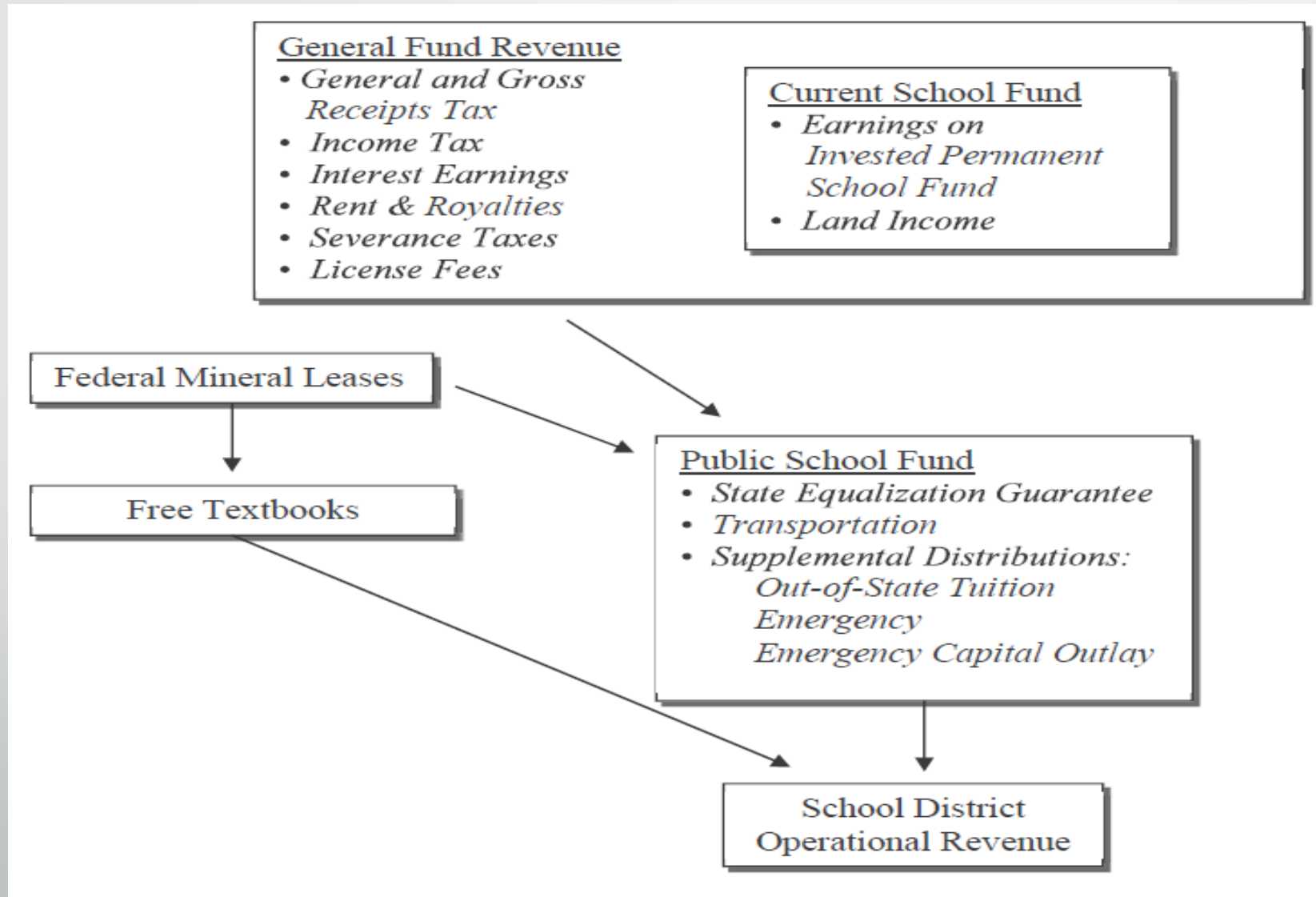


# FREE TEXTBOOK APPROPRIATION

- The **Free Textbook** appropriation is funded by **Federal Mineral Leasing** revenue. The Free Textbook allocation is given to districts on based on the 40th day enrollment count.
- Total allocated to CCSD for 18-19 was **\$204,860.93**  
(\$36.42 per student)



# OPERATIONAL FUNDING DIAGRAM



# Program Costs for School Year 19-20

- **Program cost** is the amount of money assumed by the state to be necessary for a district to provide educational services. This cost is equal to the number of **Program Units** multiplied by the **Unit Value**.
- **Program Units** are allocated to our district based on enrollment, student need, and other factors specific to the school district and the students population.
  - CCSD **Program Units** for 19-20 is **11,256** (this number is effected by student enrollment)
- **Unit Value** is the amount school districts receive from the state for each **Program Unit**.
  - Initial **Unit Value** for 19-20 is **\$4,565** (This is a +\$366.46 increase from previous year)
- **Program Cost** for 19-20 = **11,256** X **\$4,565** = **\$51,389,391**



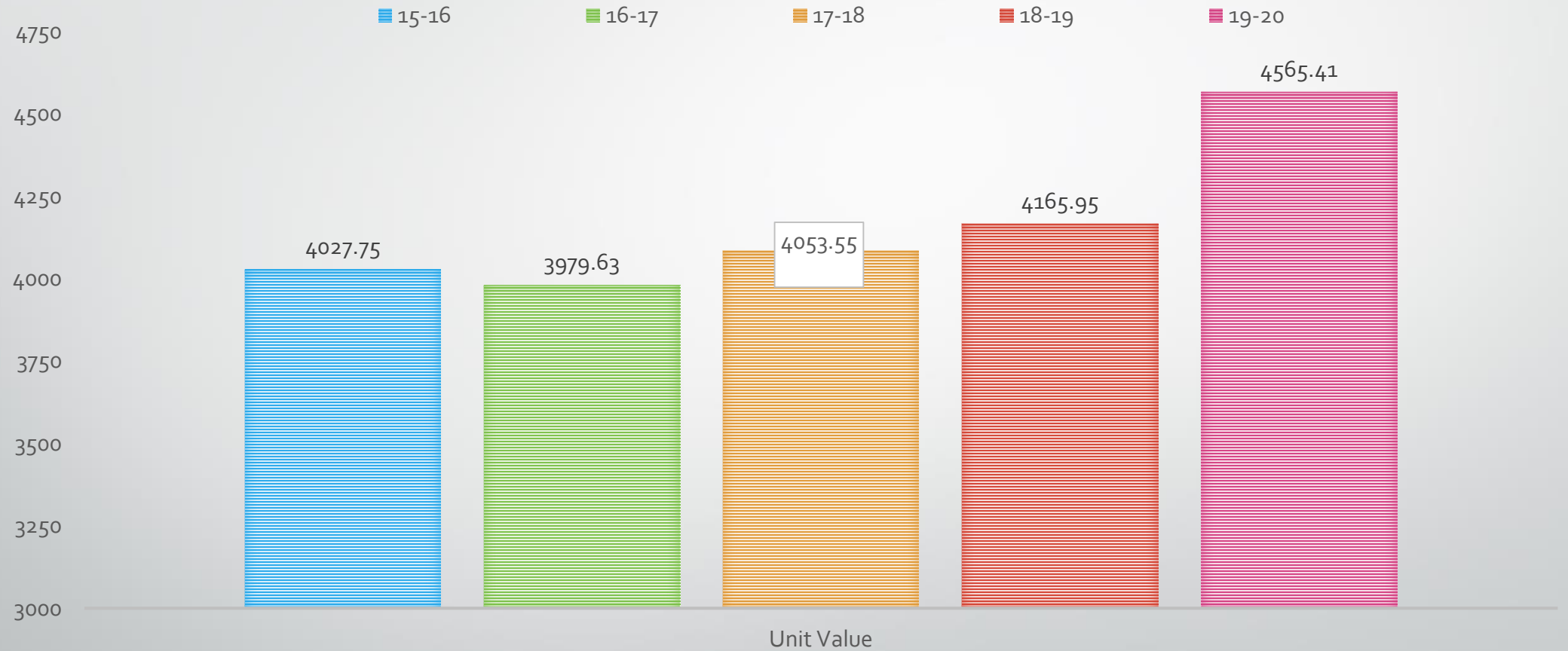
# State Equalization Guarantee (SEG) for 19-20

- Program Cost for 19-20 = **\$51,389,391**
- A district's **State Equalization Guarantee (SEG)** is the amount of money the State of New Mexico "guarantees" to provide to the district to defray most of the **Program Cost**.
- The **SEG** amount is calculated by adding together the following revenues that came into the district the previous year (18-19):
  - Property tax levy = **\$373,246**
  - Impact Aid = **\$20,644,386**
  - Forest Reserve funds = **\$0**
    - **Total = \$21,017,632**
  - Multiplying the result by 75 percent. **This is the revenue for which the state takes credit**
    - **$\$21,017,632 \times \%75 = \$15,763,244$**
  - Subtracting the 75 percent credit amount from program cost.
    - **$\$51,389,391 - \$15,763,244 = \$35,626,167.34$**
- **SEG for 19-20 = \$35,626,167.34**

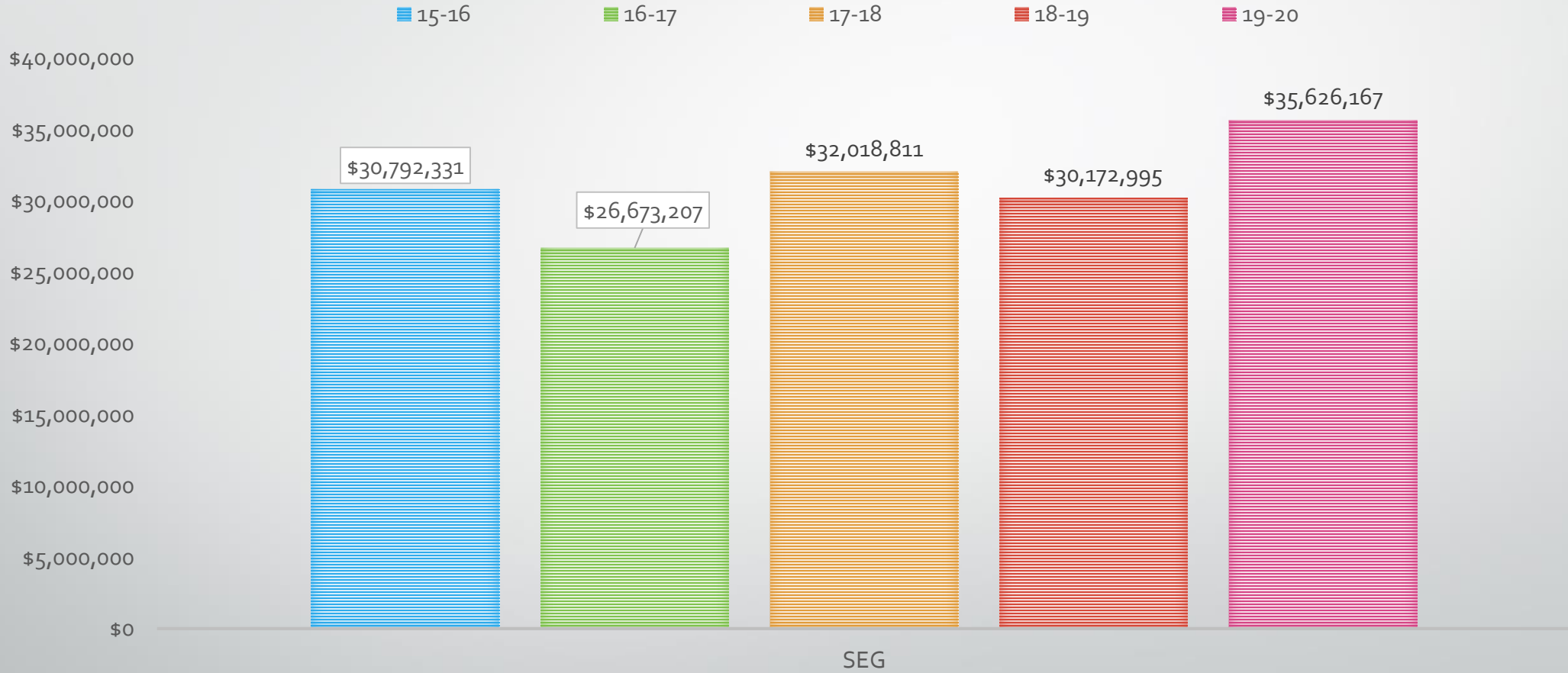
# Impact Aid Facts

- Impact Aid was designed **to assist local school districts that have lost property tax revenue due to the presence of tax-exempt Federal property**, or that have experienced increased expenditures due to the enrollment of federally connected children, including **children living on Native American lands**.
- Most Impact Aid funds, except for the additional payments for children with disabilities and construction payments, are **considered general aid to the recipient school districts**; these districts may use the funds in whatever manner they choose in accordance with their local and State requirements. Most recipients use these funds for current expenditures, but recipients may use the funds for other purposes such as capital expenditures. Some Impact Aid funds must be used for specific purposes.
- School districts use Impact Aid for a wide variety of expenses, including the **salaries of teachers and teacher aides; purchasing textbooks, computers, and other equipment; after-school programs and remedial tutoring; advanced placement classes; and special enrichment programs**. Payments for Children with Disabilities must be used for the extra costs of educating these children.
- **Sometimes payments can be as late as the following school year.**

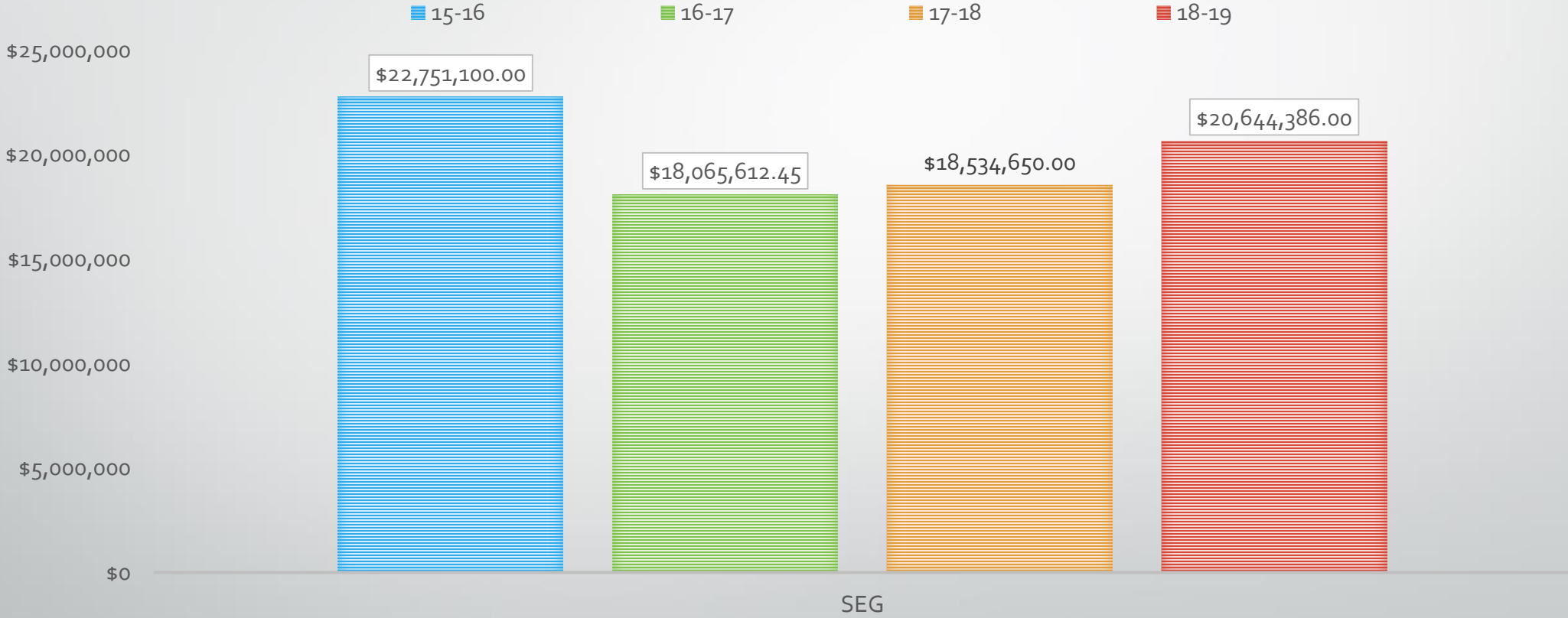
# CCSD Unit Value History



# CCSD SEG History



# CCSD Impact Aid Funding History



# Grant Funding

- Grant funding is not the same as operation funding. There are specific requirements and rules that must be followed when using funding generated by Grants.
- Grant Payments received throughout the year are not paid on a consistent schedule. This can be a challenge when it comes to expending the funds and anticipating when payments will be received.
- Like Impact Aid , sometimes payments can be as late as the following school year.

# Grant Listing

## DESCRIPTION

- Total Instructional Materials Sub-Fund
- Title I - ESEA
- Entitlement IDEA-B
- Preschool IDEA-B
- 21st Century Community Learning Centers
- English Language Acquisition
- Teacher/Principal Training & Recruiting
- Carl D Perkins Secondary - Current
- Student Supp Academic Achievement Title IV
- Student Supp Academic Achievement Title IV
- Title I - Comprehensive Support & Improvement
- Title I - Comprehensive Support & Improvement
- Title I - Direct Student Services

## ALLOCATION

\$503,825

\$2,880,558

\$1,984,547

\$97,633

\$553,410

\$144,607

\$397,859

\$75,940

\$24,359

\$176,667

\$140,000

\$120,000

\$123,248

# Grant Listing Cont.

## DESCRIPTION

## ALLOCATION

• Johnson O'Malley	\$327,119
• Impact Aid Special Ed	\$317,149
• Title XIX MEDICAID	\$1,010,828
• Indian Ed Formula Grant	\$1,192,198
• Navajo Nations	\$512,928
• Indian Health Services	\$168,114
• PreK Initiative	\$1,228,644
• CYFD - Child and Adult Care Food Program	\$100,654
• GRADS Plus	\$17,000
• Private Dir Grants	\$25,345
• Capital Improvements SB-9	\$468,186



# NM Legislative Updates 19-20

## Salary Increases

- 6 percent compensation increases to school employees
- Teachers:
  - Level I \$41,000 min
  - Level II \$50,000 min
  - Level III \$60,000 min
- Counselors \$60,000 min
- Principals
  - HS \$96,000 min
  - JH \$84,000 min
  - Elementary \$72,000 min
  - HS Asst \$75,000 min
  - JH Asst \$69,000 min
  - Elementary Asst = \$66,000 min
- ERB employer increase to 14.15%, no employee increase.
- RHC employer increase to 2.5%, no employee increase
- Medical & Dental increases
  - 5.9% increase on High and EPO medical plan options
  - 3.1% increase on Low medical plan options
  - 5.0% increase on dental plan options
- Minimum Wage to \$9.00

# Questions?

